
heylo housing
Secured Bond PLC

heylo

Bond Investor Report

September 2021



heylohousing.com

Business Overview

As of 30th September 2021, the company owns and manages 106 properties, 99 with its Home Reach product and 7 with its Your Home product and spread across 35 sites, and received £2.7m of grant.

Rent collection average for the period was 100.58%.

The passing rent of the portfolio at 30 September 2021 was £474,202.

The company currently has cash balances of c. £0.2m and also expects to achieve further initial sales of c. £0.3m which together it will invest in further properties in due course.

Issuance Date 29/10/2018

GBP GBP

Amount issued £20,000,000

Retained by company £4,575,600

Publicly held £15,424,400

Current Accreted Aggregate Notional Amount (CNIA) £16,339,576

Maturity 2028

Coupon 1.625%

Listing London

ISIN XS1880955007

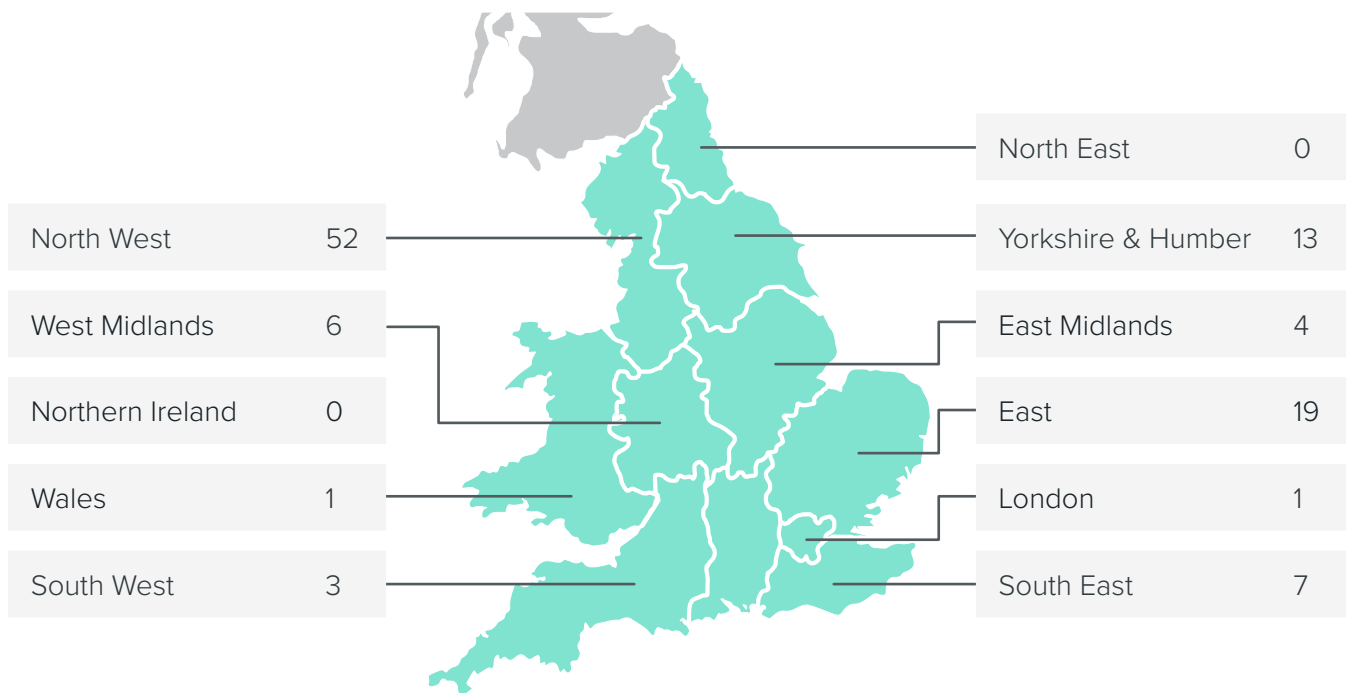
Base Index Figure	Feb-18	278.1
Limited Index Ratio (t-1)	Mar-21	1.057894
Interest Payment Reference Month : Index (t-1)	Jul-20	294.2
Interest Payment Reference Month : Index (t)	Jan-21	294.6
Limited Indexation Factor : LPI (t)		1.001360
Limited Index Ratio (t)	Sep-21	1.059333

Properties	106
EUV-SH	£19,791,119
Charged cash	£748,700
Operating cash	£44,832
Aggregate nominal amount of Notes outstanding under the Programme	£15,424,400
Aggregate nominal amount of Notes calculated on the basis of their respective Current Notional Indexed Amount (CNIA)	£16,339,576

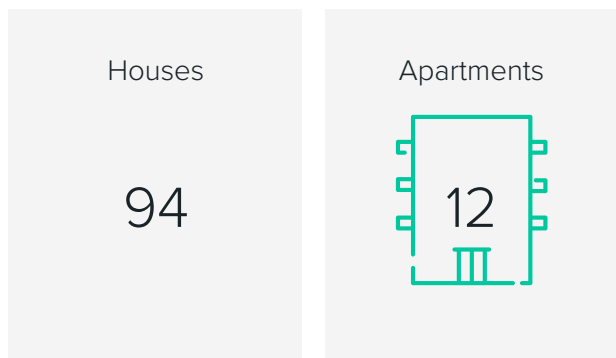
Total Payments Received	£981,404
Senior Costs	£354,128
TPR – SC	£627,276
Total Bond Payments	£263,757
Debt Service Cover Ratio	2.38

Total Value of Properties	£19,791,119
Total Aggregate Charged Cash	£748,700
CNIA	£16,339,576
Asset cover	1.27

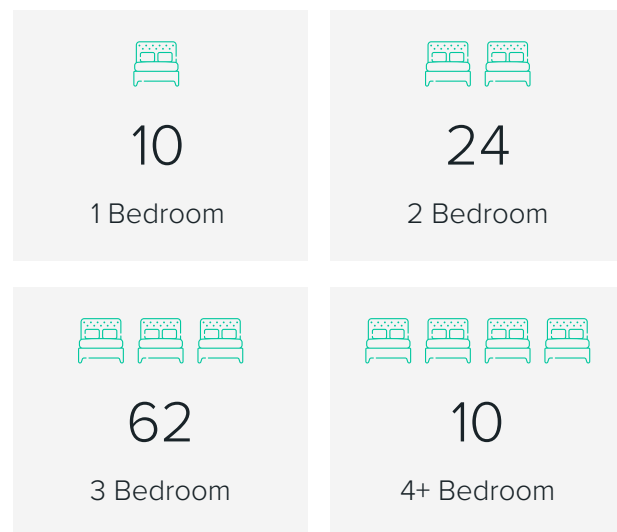
Count by Region



Count by Type



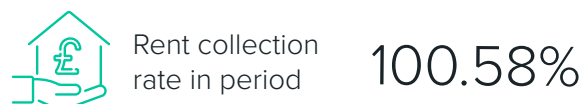
Count by Bedrooms



Count Total



Rent Collection



heylo housing
Secured Bond PLC

heylo

Information correct at time of publication 14th May 2021